



2018 Annual

Water Quality Report

Wabash Operations

PWS ID: IN5285003



INDIANA
AMERICAN WATER

This report contains important information about your drinking water. Have someone translate it for you if needed.

Este informe contiene información importante acerca de su agua potable. Haga que alguien lo traduzca para usted, ó hable con alguien que lo entienda.

A Message from the President

Indiana American Water is proud to be your local water company. Every day, our lives revolve around water. It's involved in everything we do, everything we use. That's why it's important that we provide you with information about our commitment to providing quality water service at a cost of only about a penny a gallon.

At Indiana American Water, in order to keep life flowing, we hold ourselves to the highest standards in delivering safe, clean, reliable, and affordable drinking water to the people we serve. Our teams consist of industry-leading researchers, scientists, and plant operators, all committed to delivering water of the highest quality.

Just as important, we place a strong focus on acting as stewards of our environment. In Indiana, we participate in activities that help communities protect their watersheds and educate customers on how to use water wisely. You can learn more about these ideas and programs on our website at www.indianaamwater.com.

I am proud to share with you the 2018 annual water quality report with detailed information about the source and quality of your drinking water. We have prepared this report using data from water quality testing conducted for your local water system through December 2018.

When it comes to complying with strict federal regulations for delivering safe, quality drinking water, we have consistently scored among the highest of all water companies. As a subsidiary of American Water, we're part of a long-standing American tradition of quality service. Our strength as an industry leader comes from our employees and their expertise—scientists, engineers and technicians all coming together to provide high quality water service. With a history dating back to 1886, American Water is the largest and most geographically diverse U.S. publicly traded water and wastewater utility company.

If you would like more information, visit our website at www.indianaamwater.com.

We look forward to serving you throughout 2019.

Sincerely,

Deborah Dewey
President, Indiana American Water



American Water Works Company, Inc., together with its subsidiaries, is referred to as American Water. "Indiana American Water" and the star logo are the registered trademarks of American Water Works Company, Inc. All rights reserved.

WE CARE ABOUT WATER. IT'S WHAT WE DO.®

About Indiana American Water

Indiana American Water, a subsidiary of American Water (NYSE: AWK), is the largest investor-owned water utility in the state, providing high-quality and reliable water and/or wastewater services to approximately 1.3 million people.

About American Water

With a history dating back to 1886, American Water is the largest and most geographically diverse U.S. publicly traded water and wastewater utility company. The company employs more than 7,100 dedicated professionals who provide regulated and market-based drinking water, wastewater and other related services to more than 14 million people in 46 states and Ontario, Canada. American Water provides safe, clean, affordable and reliable water services to our customers to make sure we keep their lives flowing. For more information, visit amwater.com and follow American Water on [Twitter](#), [Facebook](#) and [LinkedIn](#).

What is a Water Quality Report?

To comply with state and U.S. Environmental Protection Agency (EPA) regulations, Indiana American Water issues a report annually describing the quality of your drinking water. The purpose of this report is to raise your understanding of drinking water and awareness of the need to protect your drinking water sources. In 2018, we conducted tests for many contaminants, all of which were below state and federal maximum allowable levels. This report provides an overview of last year's (2018) water quality. It includes details about where your water comes from and what it contains.


If you have any questions about this report or your drinking water, please call our Indiana Customer Service Center at (800) 492-8373.

Share this report

Landlords, businesses, schools, hospitals and other groups are encouraged to share this important water quality information with water users at their location who are not billed customers of Indiana American Water and therefore do not receive this report directly.

Source Water Information

The public water system serving Wabash relies on ground water obtained from eight wells in two well fields.




Protecting Your Water Source

The Indiana Department of Environmental Management (IDEM) has assessed all public surface and groundwater sources throughout the state to identify potential contaminants. The Indiana American Water–Wabash Operations sources have a moderately low susceptibility to contamination. This means that under current existing land use practices, the likelihood of the source water aquifer becoming contaminated is moderately low. This potential contamination can be minimized by implementing appropriate protective measures. Indiana American Water has developed a comprehensive Wellhead Protection Management Plan, in cooperation with community volunteers; to protect the valuable ground water resources serving your community. IDEM has recently recognized this program by awarding Indiana American Water–Wabash Operations the Hoosier Water Guardian Award. If you are interested in environmental water quality issues please contact our Supervisor of Water Quality and Environmental Compliance, listed in this report.

Quality drinking water starts upstream. Everyone can help maintain and improve drinking water supplies through the following actions:

- Dispose of pharmaceuticals, household chemicals, oils and paints at proper waste collection sites. Materials can impact water ways if poured down the drain, flushed down the toilet, or dumped on the ground. Contact your county waste authority to find out how to dispose of these materials properly.
- Check for leaks from automobiles and heating fuel tanks. Clean up any spills using an absorbent material like cat litter. Sweep up the material and put it in a sealed bag in the trash.
- Clean up after your pets and limit the use of fertilizers and pesticides.
- Look for local opportunities to take part in watershed activities.
- Report any spills, illegal dumping or suspicious activity to the Indiana Department of Environmental Management.



American Water Works Company, Inc., together with its subsidiaries, is referred to as American Water. "Indiana American Water" and the star logo are the registered trademarks of American Water Works Company, Inc. All rights reserved.

WE CARE ABOUT WATER. IT'S WHAT WE DO.®

Investing in Wabash's Future

Indiana American Water invested over \$1.3 million in improvements to the Wabash Water System in 2018. Indiana American Water also paid over \$95,000 in local taxes in 2018 and is a valuable source of revenue to the local community and its services.

How to Contact Us

For more information about this report, or for any questions relating to your drinking water, please call Kirk Kuroiwa, Water Quality Supervisor, at (765) 457-5563 ext. 3104. You can also contact Mr. Kuroiwa by e-mail at Kirk.Kuroiwa@amwater.com.

For questions about your water bill or service issues, please call our Customer Service Center at (800) 492-8373.

To learn more about Indiana American Water, please visit our web site at www.indianaamwater.com.

Water Information Sources

Indiana American Water

www.indianaamwater.com

Indiana Department of Environmental Management

www.in.gov/idem

United States Environmental Protection Agency

www.epa.gov/safewater

Safe Drinking Water Hotline: (800) 426-4791

Centers for Disease Control and Prevention

www.cdc.gov

American Water Works Association

www.awwa.org

Water Quality Association

www.wqa.org

National Library of Medicine/National Institute of Health

www.nlm.nih.gov/medlineplus

Substances Expected to be in Drinking Water

The source of drinking water (both tap water and bottled water) includes rivers, lakes, streams, ponds, reservoirs, springs and wells. As water travels over the surface of the land or through the ground, it dissolves naturally occurring minerals and, in some cases, radioactive material, and can pick up substances resulting from the presence of animals or from human activity.

Contaminants that may be present in source water include:

Microbial Contaminants, such as viruses and bacteria, which may come from sewage treatment plants, septic systems, agricultural livestock operations, and wildlife.

Inorganic Contaminants, such as salts and metals, which can be naturally occurring or may result from urban stormwater runoff, industrial or domestic wastewater discharges, oil and gas production, mining, or farming.

Pesticides and Herbicides, which may come from a variety of sources, such as agriculture, urban stormwater runoff, and residential uses.

Organic Chemical Contaminants, including synthetic and volatile organic chemicals, which are by-products of industrial processes and petroleum production, and also may come from gas stations, urban stormwater runoff, and septic systems.

Radioactive Contaminants, which can be naturally occurring or may be the result of oil and gas production and mining activities.



American Water Works Company, Inc., together with its subsidiaries, is referred to as American Water. "Indiana American Water" and the star logo are the registered trademarks of American Water Works Company, Inc. All rights reserved.

WE CARE ABOUT WATER. IT'S WHAT WE DO.®

Special Health Information

Some people may be more vulnerable to contaminants in drinking water than the general population. Immuno-compromised persons such as persons with cancer undergoing chemotherapy, persons who have undergone organ transplants, people with HIV/AIDS or other immune system disorders, some elderly, and infants may be particularly at risk from infections. These people should seek advice about drinking water from their health care providers. EPA and CDC (Centers for Disease Control and Prevention) guidelines on appropriate means to lessen the risk of infection by *Cryptosporidium* and other microbial contaminants are available from the EPA's Safe Drinking Water Hotline at (800) 426-4791. For additional information regarding cryptosporidiosis (a gastrointestinal disease caused by *Cryptosporidium*) and how it may impact those with weakened immune systems, please contact our Customer Service Center at (800) 492-8373.

In order to ensure that tap water is safe to drink, EPA prescribes regulations which limit the amount of certain contaminants in water provided by public water systems. U.S. Food and Drug Administration regulations establish limits for contaminants in bottled water, which must provide the same protection for public health. Indiana American Water's treatment processes are designed to reduce any such substances to levels well below any health concern and the processes are controlled to provide maximum protection against microbial and viral pathogens which could be naturally present in surface and groundwater. Drinking water, including bottled water, may reasonably be expected to contain at least small amounts of some contaminants. The presence of contaminants does not necessarily indicate that water poses a health risk. More information about contaminants and potential health effects can be obtained by calling the U.S. Environmental Protection Agency's Safe Drinking Water Hotline (800) 426-4791.

Lead

If present, elevated levels of lead can cause serious health problems, especially for pregnant women and young children. Lead in drinking water is primarily from materials and components associated with service lines and home plumbing. Indiana American Water- Wabash Operations is responsible for providing high quality drinking water, but cannot control the variety of materials used in plumbing components. When your water has been sitting for several hours, you can minimize the potential for lead exposure by flushing your tap for 30 seconds to 2 minutes before using water for drinking or cooking. If you are concerned about lead in your water, you may wish to have your water tested. Information on lead in drinking water, testing methods, and steps you can take to minimize exposure is available from the Safe Drinking Water Hotline or at <http://www.epa.gov/safewater/lead>.

We take steps to reduce the potential for lead to leach from plumbing into the water. This is accomplished by maintaining the quality of your water leaving our treatment facilities. There are steps that you can take to reduce your household's exposure to lead in drinking water. For more information, please review our [Lead and Drinking Water Fact Sheet](#).

Availability of Monitoring Data for Unregulated Contaminants

Monitoring was conducted during 2015 under the EPA Unregulated Contaminant Monitoring Rule 3 (UCMR3) and during 2018 under the EPA Unregulated Contaminant Monitoring Rule 4 (UCMR4). The detected compounds are listed in the table in this report. For information concerning our results, please contact our designated Water Supervisor listed in this report. Data is also available on the EPA's website (www.epa.gov/dwucmr/data-summary-third-unregulated-contaminant-monitoring-rule and <https://www.epa.gov/dwucmr/fourth-unregulated-contaminant-monitoring-rule>).

Unregulated contaminants are those for which the EPA has not established drinking water standards. The purpose of unregulated contaminant monitoring is to assist the EPA in determining the occurrence of unregulated contaminants in drinking water and whether regulation is warranted.

How to Read This Table

Indiana American Water conducts extensive monitoring to ensure that your water meets all water quality standards. The table in this report lists all the drinking water contaminants that we detected in the last round of sampling for the particular contaminant group. The presence of contaminants does not necessarily indicate that water poses a health risk. Unless otherwise noted, the data presented in this table is from testing done January 1 through December 31, 2018. The EPA or the State requires us to monitor for certain contaminants less than once per year because the concentrations of these contaminants are not expected to vary significantly from year to year. Some of the data, though representative of the water quality, is more than one year old. For help with interpreting this table, see the "Table Definitions" section.

Starting with a **Substance**, read across. **Year Sampled** is usually in 2018 or year prior. **MCLG** is the goal level for that substance (this may be lower than what is allowed). **MCL** shows the highest level of substance (contaminant) allowed. **Level Found** represents the measured amount (less is better). **Range of Detections** tells the highest and lowest amounts measured. A **Yes** under **Compliance Achieved** means the amount of the substance met government requirements. **Typical Source** tells where the substance usually originates.



American Water Works Company, Inc., together with its subsidiaries, is referred to as American Water. "Indiana American Water" and the star logo are the registered trademarks of American Water Works Company, Inc. All rights reserved.

WE CARE ABOUT WATER. IT'S WHAT WE DO.®

Unregulated substances are measured, but maximum contaminant levels have not been established by the government.

Definitions of Terms Used in This Report

- **AL (Action Level):** The concentration of a contaminant, which, if exceeded, triggers treatment or other requirements, which a water system must follow.
- **MCL (Maximum Contaminant Level):** The highest level of a contaminant that is allowed in drinking water. MCLs are set as close to the MCLGs as feasible using the best available treatment technology.
- **MCLG (Maximum Contaminant Level Goal):** The level of a contaminant in drinking water below which there is no known or expected risk to health. MCLGs allow for a margin of safety.
- **MRDL (Maximum Residual Disinfectant Level):** The level of drinking water disinfectant below which there is no known or expected risk to health. MRDLs do not reflect the benefits of the use of disinfectants to control microbial contamination.
- **MRDLG (Maximum Residual Disinfectant Level Goal):** The level of drinking water disinfectant below which there is no known or expected risk to health. MRDLGs do not reflect the benefits of the use of disinfectants to control microbial contamination.
- **mrem/year:** Millirems per year (a measure of radiation absorbed by the body).
- **NA:** Not applicable
- **ND:** Not detected
- **NTU (Nephelometric Turbidity Units):** Measurement of the clarity, or turbidity, of the water.
- **pCi/L (picocuries per liter):** Measurement of the natural rate of disintegration of radioactive contaminants in water (also beta particles).
- **ppm (parts per million):** One part substance per million parts water, or milligrams per liter.
- **ppb (parts per billion):** One part substance per billion parts water, or micrograms per liter.
- **ppt (parts per trillion):** One part substance per trillion parts water, or nanograms per liter.
- **TT (Treatment Technique):** A required process intended to reduce the level of a contaminant in drinking water.
- **%:** means percent

Water Quality Statement

We are pleased to report that during the past year, the water delivered to your home or business complied with, or was better than, all state and federal drinking water requirements. For your information, we have compiled a list in the table below indicating what substances were detected in your drinking water during 2018. Although all of the substances listed below are under the Maximum Contaminant Level (MCL) set by the EPA, we feel it is important that you know exactly what was detected and how much of the substance was present in the water.

Water Quality Results

Regulated Substances - Measured on the Water Leaving the Treatment Facilities

Substance (units)	Year Sampled	MCL	MCLG	Maximum Amount Detected	Range Low-High	Compliance Achieved	Typical Source
Barium (ppm)	2018	2	2	0.3	NA	Yes	Erosion of natural deposits; discharge of drilling wastes; discharge from metal refineries
Fluoride (ppm)	2018	4	4	0.71	0.68 – 0.71	Yes	Water additive which promotes strong teeth; Erosion of natural deposits; Discharge from fertilizer and aluminum factories



American Water Works Company, Inc., together with its subsidiaries, is referred to as American Water. "Indiana American Water" and the star logo are the registered trademarks of American Water Works Company, Inc. All rights reserved.

WE CARE ABOUT WATER. IT'S WHAT WE DO.®

Tap Water Samples: Lead and Copper Results - Measured in the Distribution System


Substance (units)	Year Sampled	Action Level	MCLG	90th Percentile	Number of Samples Taken	Number of Samples Above Action Level	Compliance Achieved	Typical Source
Lead (ppb)	2017	15	0	11	30	3	Yes	Corrosion of household plumbing systems; Erosion of natural deposits
Copper (ppm)	2017	1.3	1.3	0.186	30	0	Yes	Corrosion of household plumbing systems; Erosion of natural deposits

Other Regulated Compounds - Measured in the Distribution System

Substance (units)	Year Sampled	MCL	MCLG	Level Found	Range Low-High	Compliance Achieved	Typical Source
Total Trihalomethanes (ppb)	2018	80	NA	19.8	10.1 – 19.8	Yes	By-product of drinking water chlorination
Haloacetic Acids (ppb)	2018	60	NA	9.2	4.7 – 9.2	Yes	By-product of drinking water chlorination

Disinfectant Residual - Measured in the Distribution System

Substance (units)	Year Sampled	MRDL	MRDLG	Level Found	Range Low-High	Compliance Achieved	Typical Source
Chlorine (ppm)	2018	4	4	1.0	0.8 – 1.2	Yes	Water additive used to control microbes



American Water Works Company, Inc., together with its subsidiaries, is referred to as American Water. "Indiana American Water" and the star logo are the registered trademarks of American Water Works Company, Inc. All rights reserved.

WE CARE ABOUT WATER. IT'S WHAT WE DO.®

Unregulated Substances- Measured on the Water Leaving the Treatment Facilities

Substance	Year Sampled	Level Found	Range (Low-High)	Typical Source
Hardness (ppm)	2018	414	308 - 500	Naturally occurring
Manganese (ppb) ²	2018	12	0.42 - 12	Naturally-occurring element; commercially available in combination with other elements and minerals; used in steel production, fertilizer, batteries and fireworks; drinking water and wastewater treatment chemical; essential nutrient
Molybdenum (ppb) ¹	2015	6.7	5.7 - 6.7	Naturally-occurring element found in ores and present in plants, animals and bacteria; commonly used form molybdenum trioxide used as a chemical reagent
Sodium (ppm)	2018	6.3	5.6 - 6.3	Naturally occurring
Strontium (ppb) ¹	2015	449.0	262.4 - 449.0	Naturally-occurring element; historically, commercial use of strontium has been in the faceplate glass of cathode-ray tube televisions to block x-ray emissions
Sulfate (ppm)	2018	53.0	47.7 - 53.0	Erosion of natural deposits

Unregulated Substances- Measured in the Distribution System


Substance	Year Sampled	Level Found	Range (Low-High)	Typical Source
Bromochloroacetic Acid (ppb) ²	2018	1.5	1.3 - 1.5	By-product of drinking water chlorination
Bromodichloroacetic acid (ppb) ²	2018	1.6	1.3 - 1.6	By-product of drinking water chlorination
Chlorodibromoacetic acid (ppb) ²	2018	0.52	0.51 - 0.52	By-product of drinking water chlorination
Dibromoacetic Acid (ppb) ²	2018	0.36	0.33 - 0.36	By-product of drinking water chlorination
Dichloroacetic Acid (ppb) ²	2018	3.2	2.3 - 3.2	By-product of drinking water chlorination
Molybdenum (ppb) ¹	2015	6.9	5.5 - 6.9	Naturally-occurring element found in ores and present in plants, animals and bacteria; commonly used form molybdenum trioxide used as a chemical reagent
Strontium (ppb) ¹	2015	454.5	272.1 - 454.5	Naturally-occurring element; historically, commercial use of strontium has been in the faceplate glass of cathode-ray tube televisions to block x-ray emissions
Trichloroacetic Acid (ppb) ²	2018	3.2	2.4 - 3.2	By-product of drinking water chlorination

Other Unregulated Compounds - Measured in the Raw Water prior to Treatment

Substance	Year Sampled	Level Found	Range (Low-High)	Typical Source
Bromide (ppm) ²	2018	0.02	ND - 0.02	Naturally present in the environment
Total Organic Carbon (ppm) ²	2018	1.165	1.085 - 1.165	Naturally present in the environment

¹ Monitored under UCMR3, the EPA has not set drinking water standards for these contaminants.

² Monitored under UCMR4, the EPA has not set drinking water standards for these contaminants.



American Water Works Company, Inc., together with its subsidiaries, is referred to as American Water. "Indiana American Water" and the star logo are the registered trademarks of American Water Works Company, Inc. All rights reserved.

WE CARE ABOUT WATER. IT'S WHAT WE DO.®



**There's a lot more
to your water bill
than just water.**

When you turn on the tap, it's easy to see what your water bill buys. What's not as easy to see is what it takes to bring that water to your home. The miles of pipeline hidden below the ground. The facilities that draw water from the source. The plant where it's treated and tested. The scientists, engineers, and maintenance crews working around the clock to make sure that water is always there when you need it. Your water payments are helping to build a better tomorrow by supporting needed improvements that will keep water flowing for all of us—today and well into the future. All for about a penny a gallon.



**WE CARE ABOUT WATER. IT'S WHAT WE DO.
FIND OUT WHY YOU SHOULD, TOO, at amwater.com.**

© 2012 American Water. "American Water" and the star logo are the registered trademarks of American Water Works Company, Inc. All rights reserved.



American Water Works Company, Inc., together with its subsidiaries, is referred to as American Water. "Indiana American Water" and the star logo are the registered trademarks of American Water Works Company, Inc. All rights reserved.

WE CARE ABOUT WATER. IT'S WHAT WE DO.®